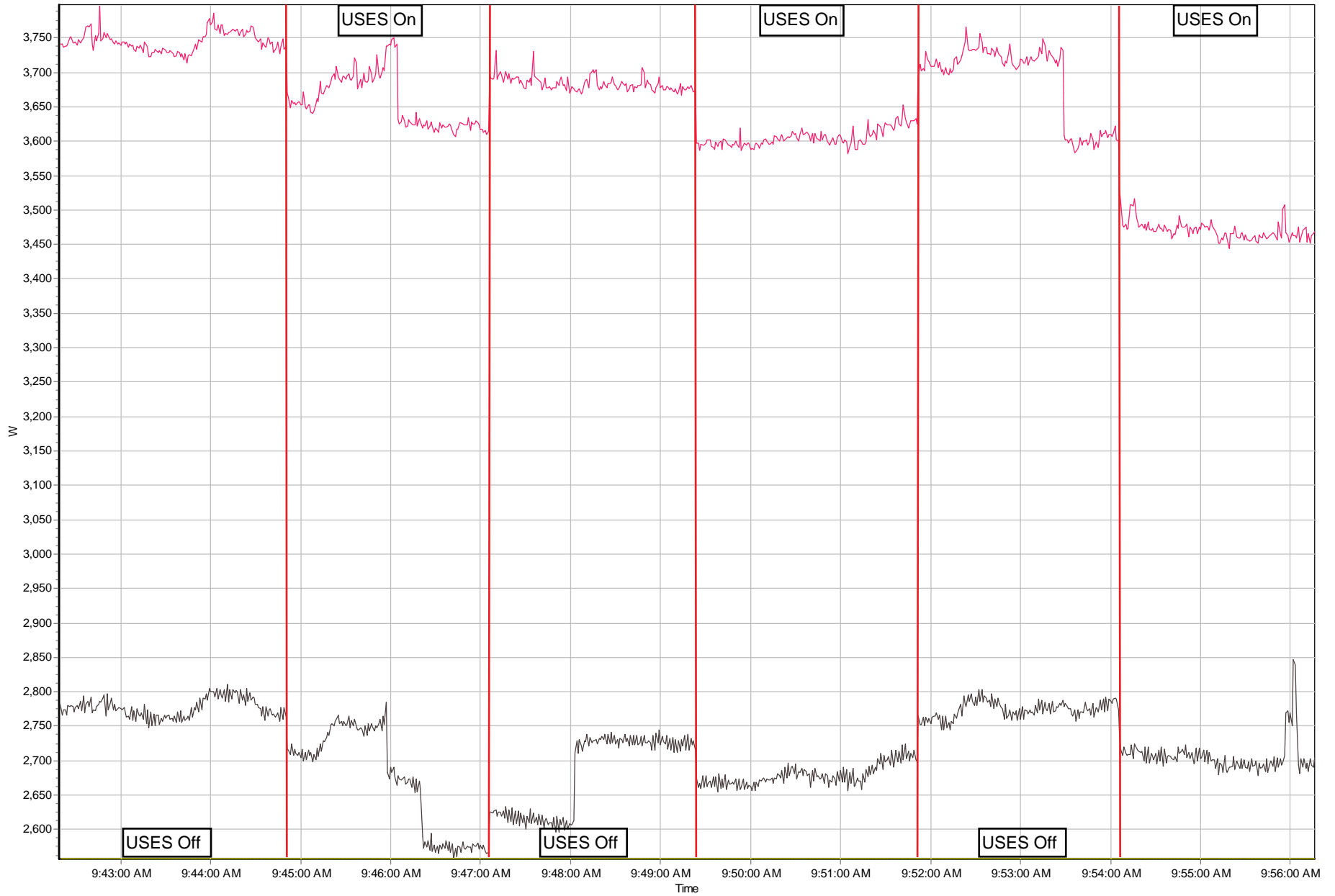


XL-R Real Power

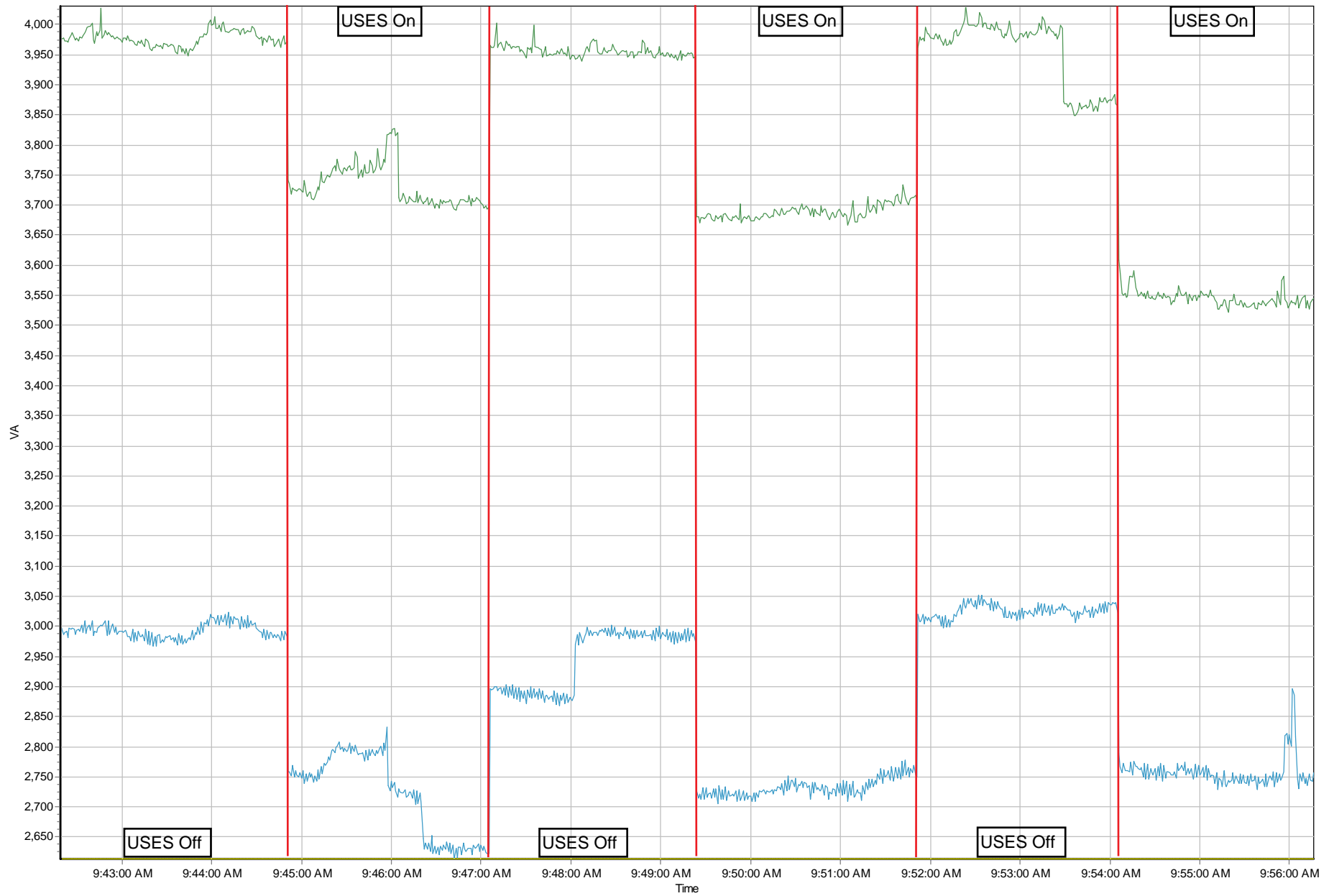
7/12/2013 9:42:19 AM - 7/12/2013 9:56:17 AM



Real Power Ø1 (3748.30 W, min:3443.94 W; max:3798.50 W; avg:3644.12 W) Real Power Ø2 (2776.04 W, min:2557.27 W; max:2847.01 W; avg:2715.36 W)

XL-R Apparent Power

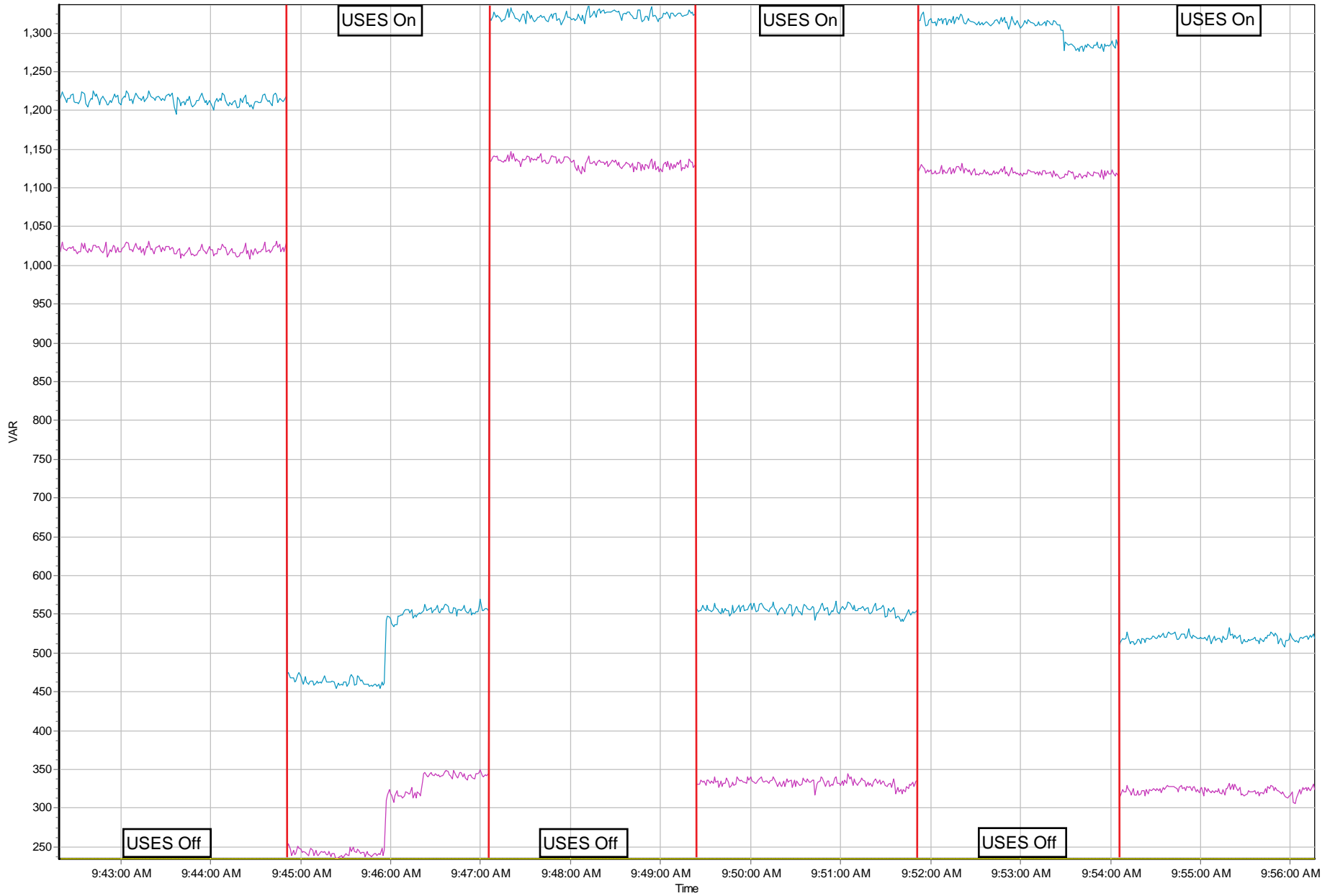
7/12/2013 9:42:19 AM - 7/12/2013 9:56:17 AM



Apparent Power Ø1 (4000.75 VA, min:3521.15 VA; max:4030.63 VA; avg:3812.30 VA) Apparent Power Ø2 (3013.92 VA, min:2613.61 VA; max:3052.24 VA; avg:2863.43 VA)

XL-R Reactive Power

7/12/2013 9:42:19 AM - 7/12/2013 9:56:17 AM



Reactive Power Ø1 (1211.97 VAR, min:454.41 VAR, max:1336.49 VAR, avg:907.94 VAR) Reactive Power Ø2 (1021.89 VAR, min:234.43 VAR, max:1146.79 VAR, avg:706.35 VAR)

XL-R Power Factor

7/12/2013 9:42:19 AM - 7/12/2013 9:56:17 AM



True Power Factor Ø1 (0.94i, min:0.98i, max:0.93i, avg:0.96i) True Power Factor Ø2 (0.93i, min:0.99i, max:0.90i, avg:0.95i)

XL-R Current

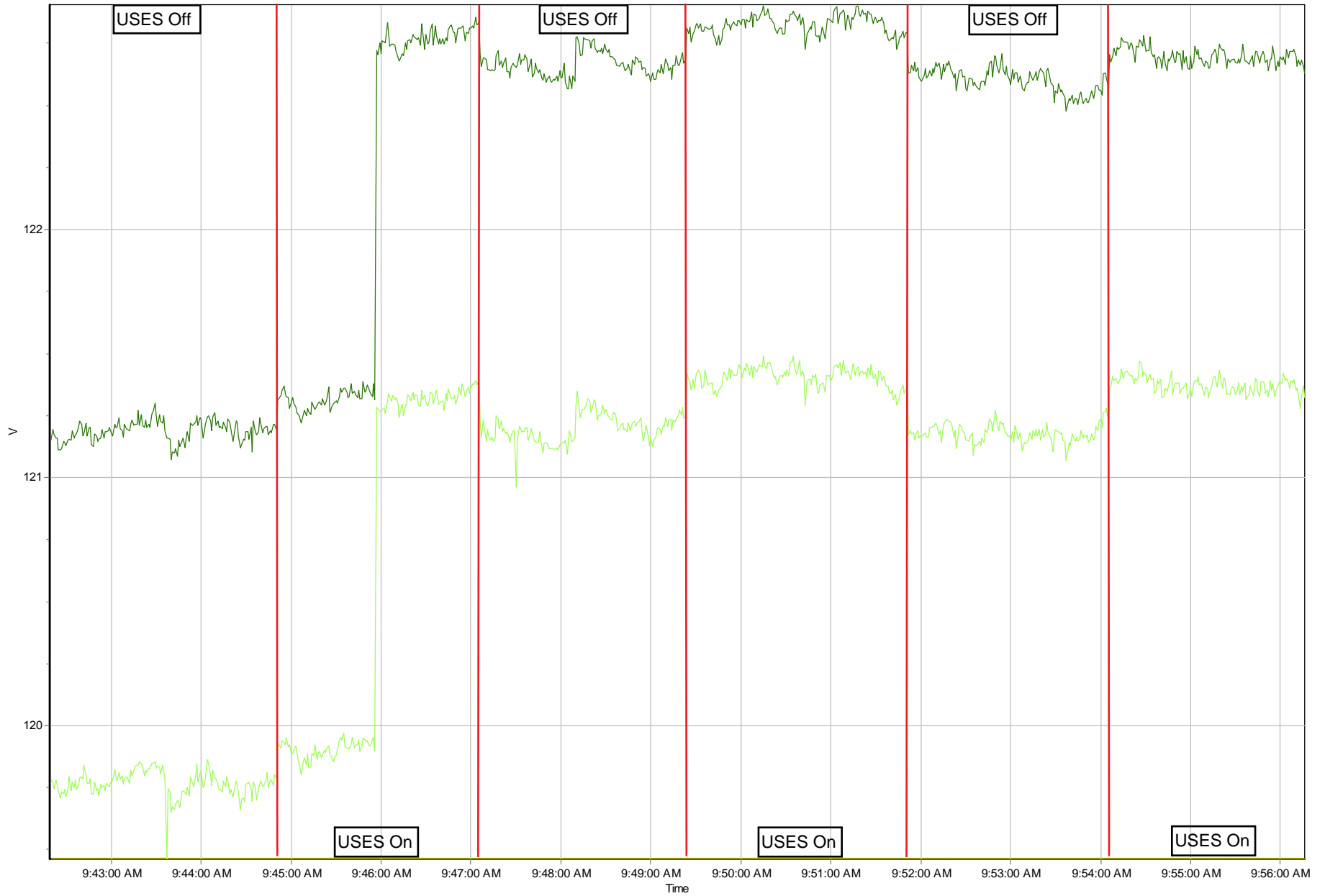
7/12/2013 9:42:19 AM - 7/12/2013 9:56:17 AM



RMS Current Ø1 (33.23 A, min:29.00 A; max:33.62 A; avg:31.53 A) RMS Current Ø2 (24.65 A, min:21.29 A; max:24.94 A; avg:23.41 A)

XL-R Voltage

7/12/2013 9:42:19 AM - 7/12/2013 9:56:17 AM



RMS Voltage Ø1 (119.71 V, min:119.47 V; max:121.49 V; avg:120.91 V) RMS Voltage Ø2 (121.16 V, min:121.08 V; max:122.91 V; avg:122.32 V)