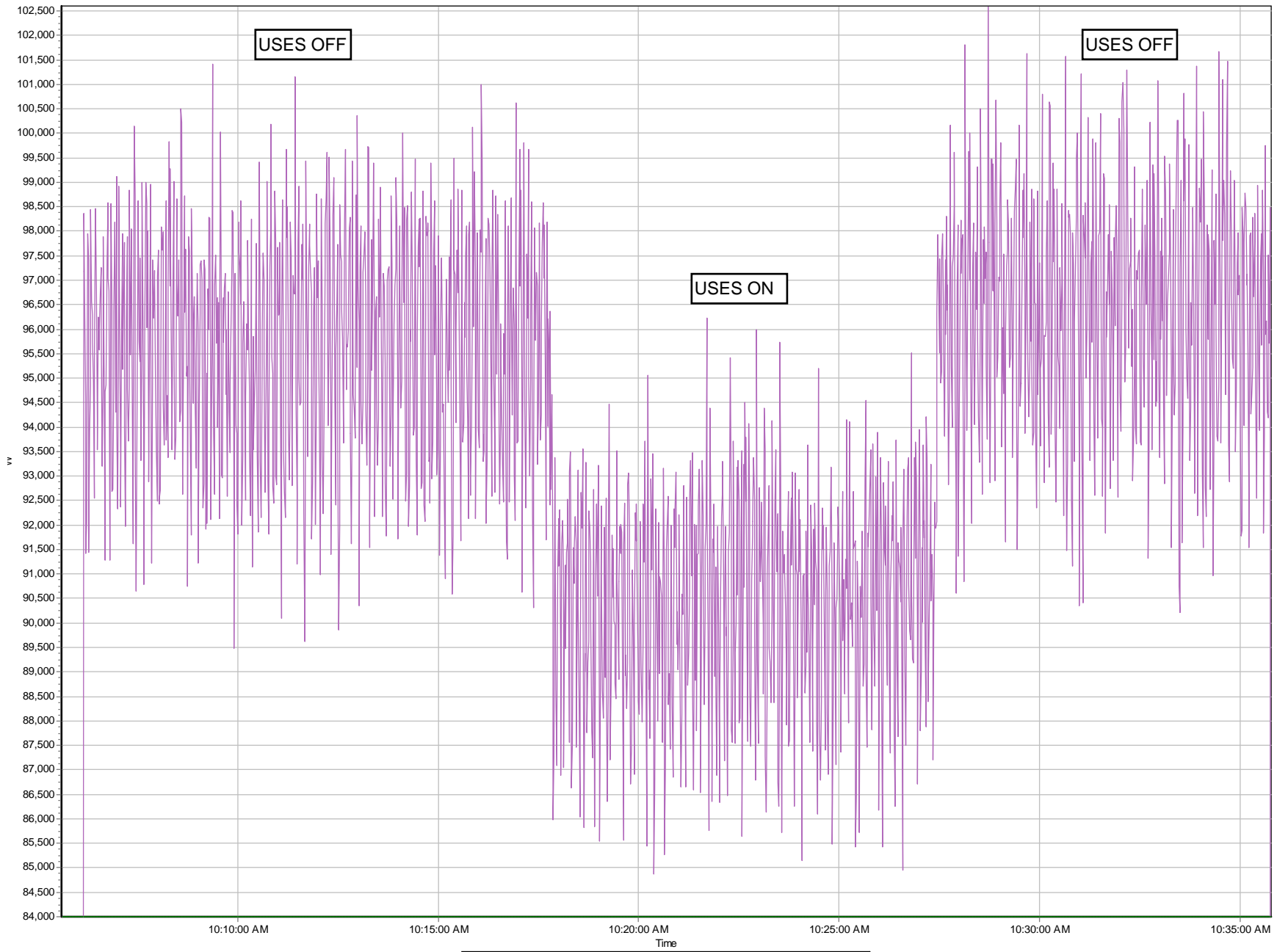


Real Power, SNC, Hot Plant
6/2/2009 10:05:36 AM - 6/2/2009 10:35:48 AM



Real Power Total (96615.73 W, min:0.00 W, max:102598.67 W, avg:92742.77 W)

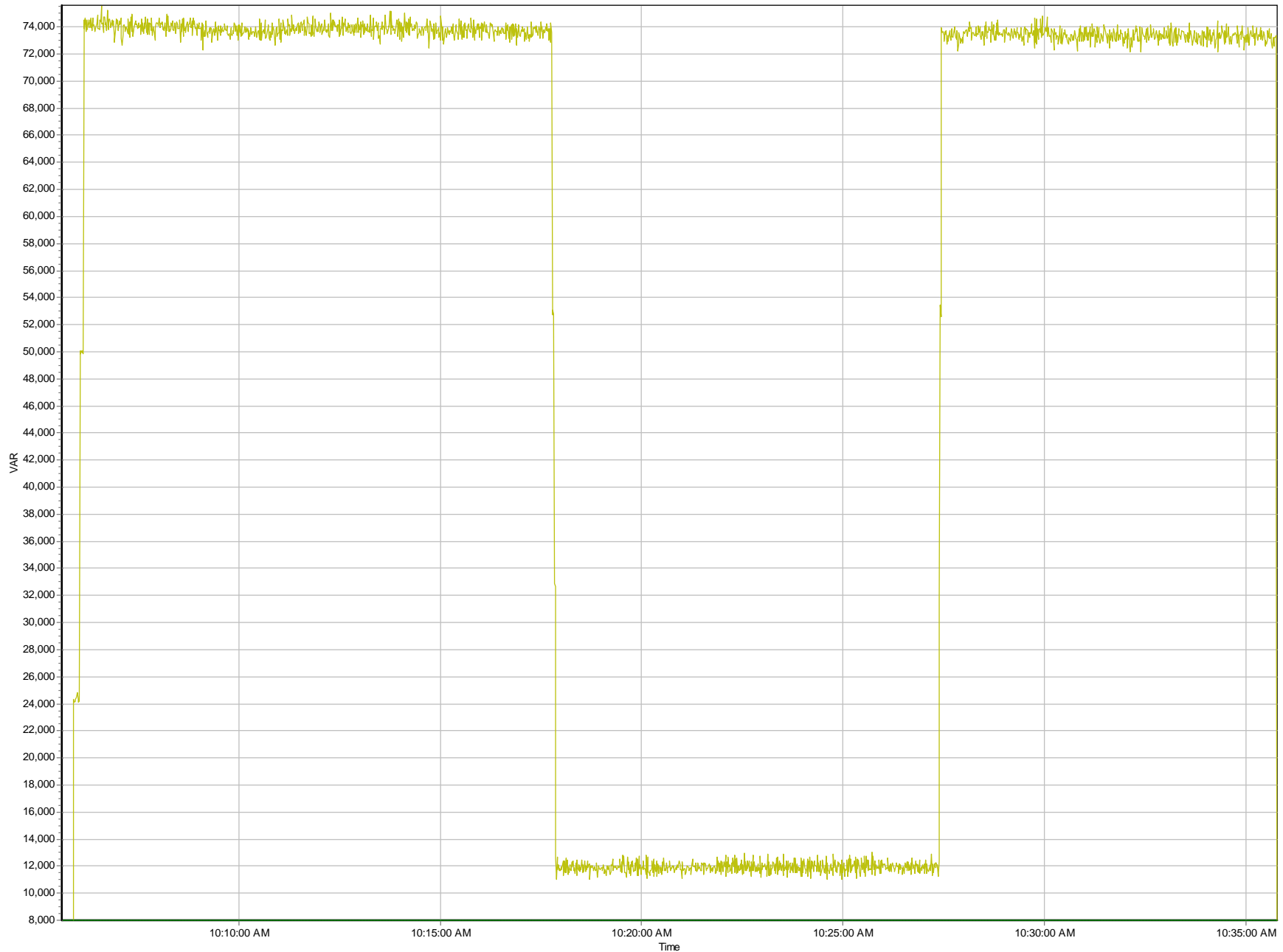
Apparent Power, SNC, Hot Plant
6/2/2009 10:05:36 AM - 6/2/2009 10:35:48 AM



Apparent Power Total (119089.01 VA, min:0.00 VA; max:126172.75 VA; avg:109671.98 VA)

Reactive Power, SNC, Hot Plant

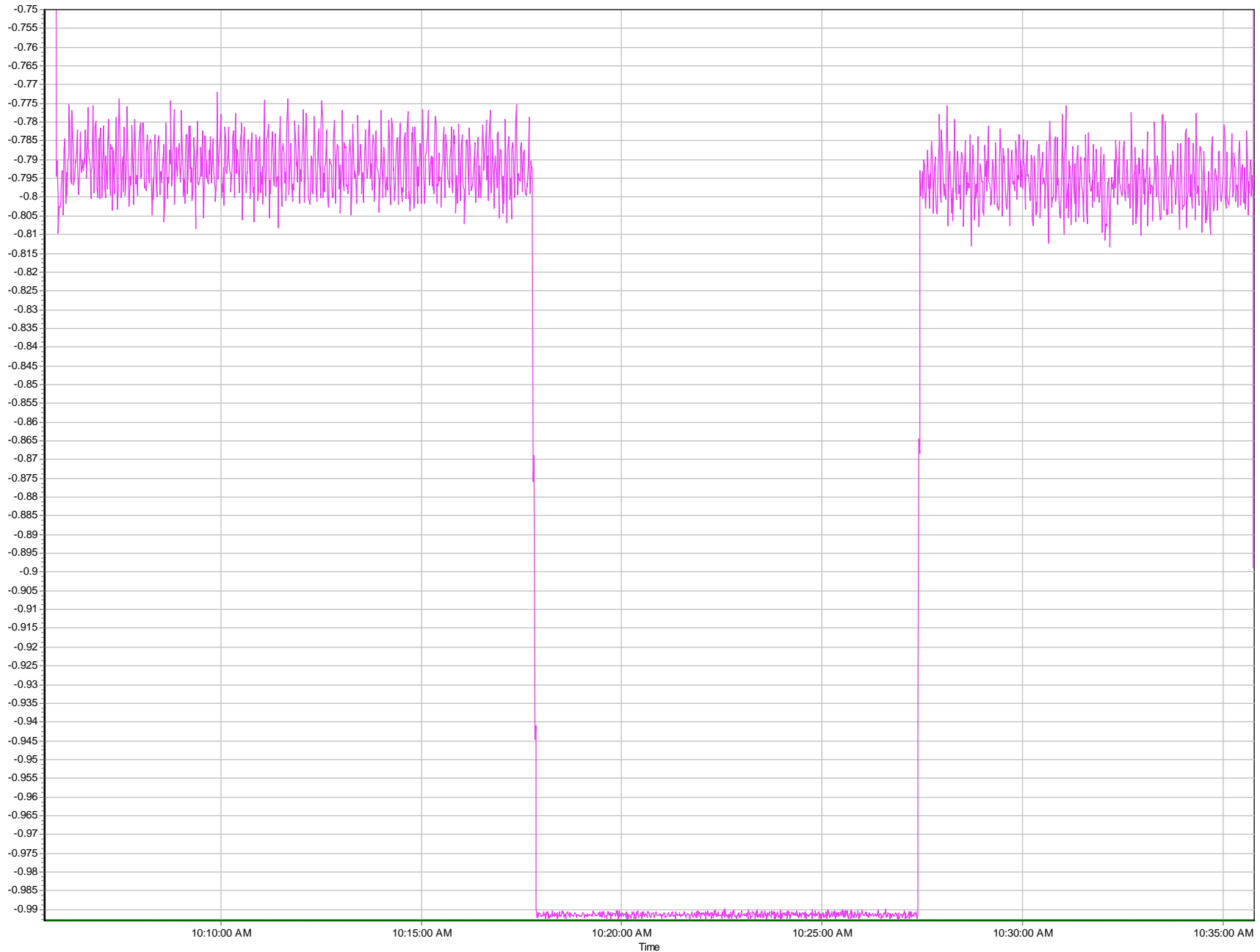
6/2/2009 10:05:36 AM - 6/2/2009 10:35:48 AM



Reactive Power Total (74274.04 VAR, min:0.00 VAR, max:75598.98 VAR, avg:52933.48 VAR)

True Power Factor, SNC, Hot Plant

6/2/2009 10:05:36 AM - 6/2/2009 10:35:48 AM



True Power Factor Total (0.791, min:0.991, max:0.000; avg:0.851)

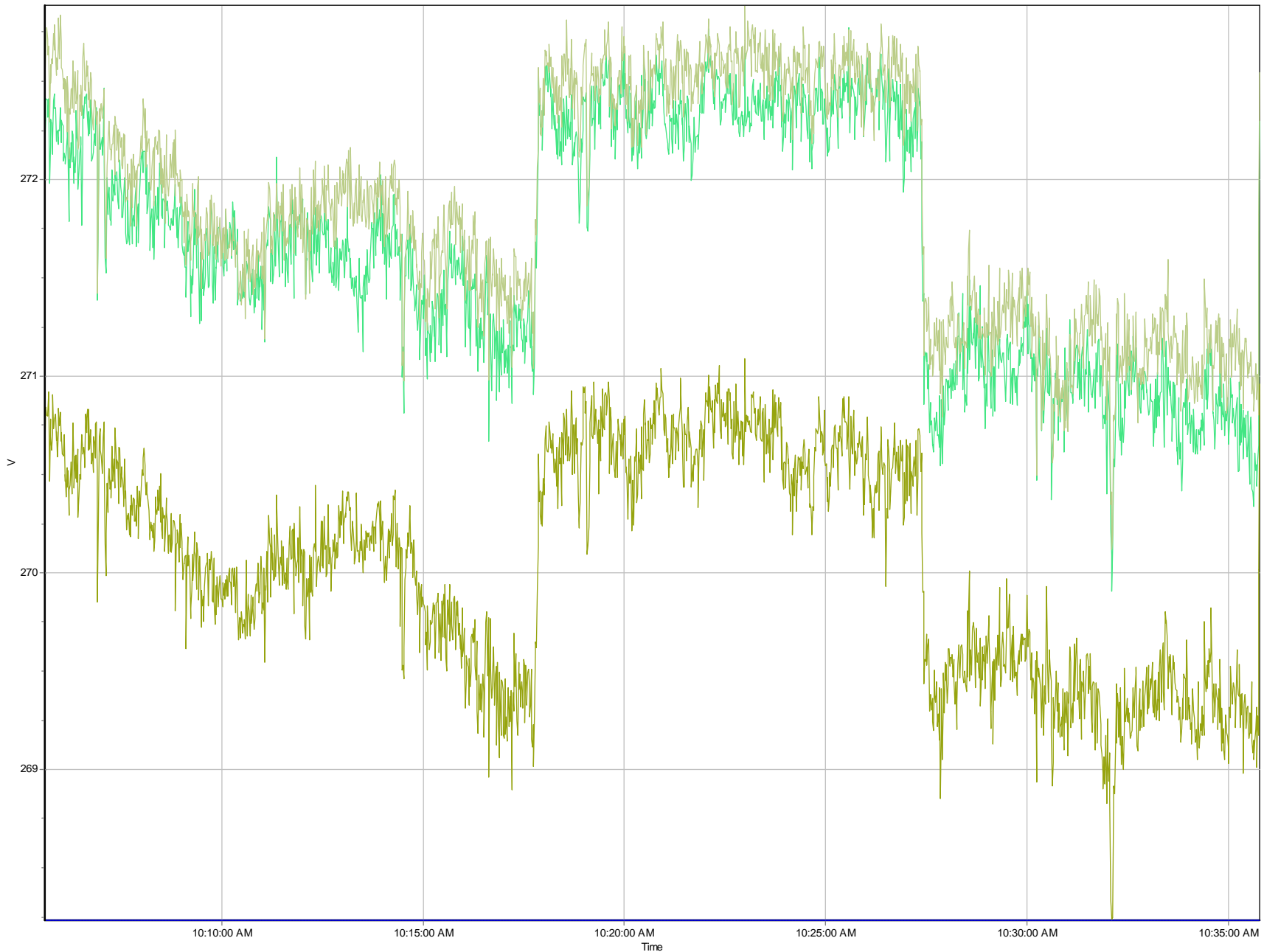
RMS Current, SNC, Hot Plant
6/2/2009 10:05:36 AM - 6/2/2009 10:35:48 AM



RMS Current Ø1 (144.51 A, min:0.00 A; max:149.33 A; avg:128.10 A) RMS Current Ø2 (151.29 A, min:0.00 A; max:156.65 A; avg:136.64 A) RMS Current Ø3 (157.82 A, min:0.00 A; max:163.30 A; avg:141.12 A)

RMS Voltage, SNC, Hot Plant

6/2/2009 10:05:36 AM - 6/2/2009 10:35:48 AM



RMS Voltage Ø1 (272.18 V, min:269.91 V, max:272.78 V, avg:271.67 V) RMS Voltage Ø2 (272.69 V, min:270.12 V, max:272.89 V, avg:271.87 V) RMS Voltage Ø3 (270.72 V, min:268.23 V, max:271.09 V, avg:270.05 V)